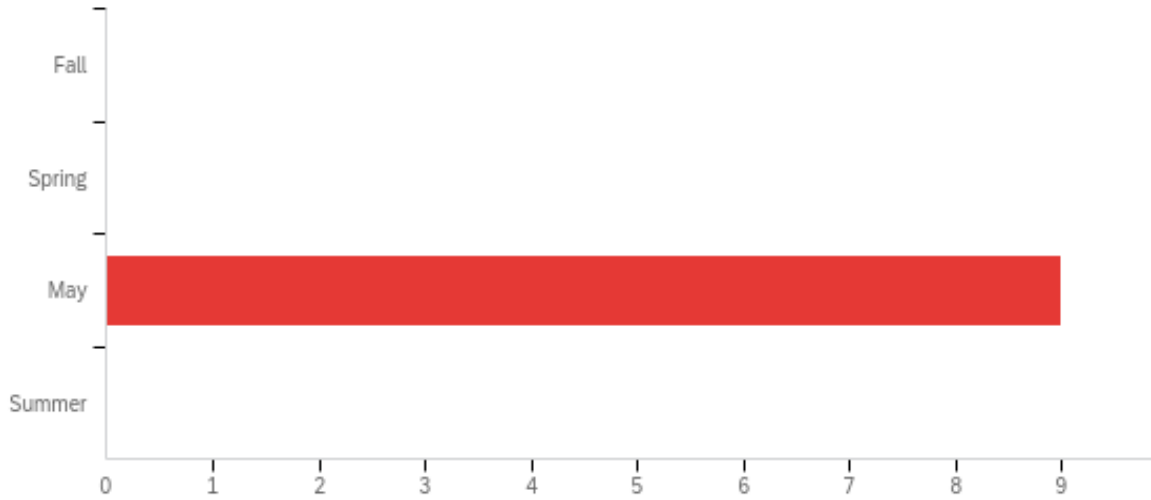


# Thomas Blanchard

PHIL 106-1

June 15th 2020, 12:28 pm MDT

## Q3 - Term



#	Field	Minimum	Maximum	Mean	Std Deviation	Variance	Count
1	Term	3.00	3.00	3.00	0.00	0.00	9

#	Answer	%	Count
1	Fall	0.00%	0
2	Spring	0.00%	0
3	May	100.00%	9
4	Summer	0.00%	0
	Total	100%	9

**Q4 - Year**

Year

---

2020

---

2020

---

2020

---

2020

---

2020

---

2020

---

2020

---

2020

---

2020

## Q5 - Instructor's Name

Instructor's Name

---

Thomas Blanchard

---

Thomas Blanchard

---

Thomas Blanchard

---

Thomas Blanchard

---

Thomas Blanchard

---

Blanchard

---

Tom Blanchard

---

Thomas Blanchard

---

Thomas Blanchard

**Q6 - Evaluate the Course Design and Content (Within your response, you may discuss which papers, projects, or other assignments provided the best learning opportunities; which readings were most and least helpful; the usefulness of the syllabus in clarifying goals and expectations; and the level and amount of work.)**

I loved the term paper, but also the short writing responses. They enabled me to engage deeply and meaningfully with the course content. The group work was sometimes challenging, as it can be difficult to work with people who have majors outside Philosophy, but the level and amount of work were very appropriate, and the syllabus was very clear.

The syllabus was clear and helpful in laying out the expectations of the course. The short response papers were good as they allowed us an opportunity to dive deeper on a topic and take a stance.

Everything was great considering the circumstances. The course was intriguing.

Course content was incredible. I think this professor chose great works of which to work on and dissect as a class to deepen our understanding of the philosopher question at hand.

We had readings to do every day before class and then we watch videos explaining and examining the points made in those readings further. Then, we had discussions about our ideas regarding these theories. I especially liked when we had to read one paper about one argument and another with an opposing argument because I think it is very useful to hear both sides explaining how their view is right. The syllabus was very clear and the amount of work was manageable as well as appropriate.

I thought that the course was really well adapted to the online format. The only criticism I have is that sometimes it was frustrating that we couldn't start the next activity right after we finished the one before it because of time restrictions.

Excellent

This course had a good structure and design, even with the unique circumstances of distance learning. I felt that all of the assignments and readings offered opportunities for critical thinking and learning.

**Q7 - Evaluate the Quality of Instruction (Within your response, you may discuss whether the instructor challenged you; opportunities the instructor provided for student participation, meaningful discussion, and/or student questions during class; the clarity of class presentations or lectures; the extent to which laboratory and/or clinical experiences were effectively integrated into the course; and the connection of class activities to course goals)**

There were lots of opportunities for student participation, perhaps more than in any other class, due to the forum responses. I really enjoyed that. The presentations were extremely clear and I learned a lot.

---

The instruction was well organized especially under the circumstances of being online. The structure of the course was well put together and still connected student to classmates while being an online course.

---

Prof. Blanchard is a great instructor. He made the material understandable despite the nature of the material being exquisitely complex. I wish I would have taken this class sooner.

---

Instructions were always clear every day. The professor laid out a schedule of what to do at what time and how to do it.

---

Student participation was required and very much encouraged. There were discussion we had to have in small groups and forums on which we had to respond. There was also always a forum for general questions or for additional discussions to be started and he encouraged us to use this forum. We had to respond to each other's responses frequently which made us have meaningful discussions and reflections on other points of view as well as our own.

---

I really liked the recorded lectures and the small-group google hang work, it kept it engaging.

---

Wonderful

---

Even with the unique circumstances, Professor Blanchard did a really good job of conducting the class in a way that challenged us to think critically. He forced us to discuss our thoughts over the online forum even though this method was challenging to get used to at first. All the recorded lectures felt like we were getting the same quality of instruction as if we had been on campus. I definitely feel like I gained what the course goals set out to achieve.

**Q8 - Please elaborate on the quality of your learning experience. (Within your response you may address the value of what you learned from the course; how the course may have changed you; and whether it was a worthwhile experience for you overall. Please include any suggestions you have for changes that may enhance the learning experience for future students.)**

Definitely a worthwhile experience, I have gained a lot from this course, both personally and academically.

---

The learning experience was good I feel like I gained a lot of knowledge out of the class. It presented different sides and theories while not attempting to push you towards a decision.

---

The experience was more enjoyable than I could have hoped for.

---

10 out of 10 In terms of quality of learning experience. Content was very poignant and informative but it was also interesting and extraordinary as to keep the reader digging further.

---

I believe that the course made me much more informed about what the ideas are that are opposing and compatible between science and religion. This has allowed me to make my own knowledgeable/ informed opinions on the matter, which I think is really important. I enjoyed how Dr. Blanchard encouraged us to form our own opinions of the matter and did not impose any of his own opinions onto us, but let us see all the points of view and make our own ideas of them.

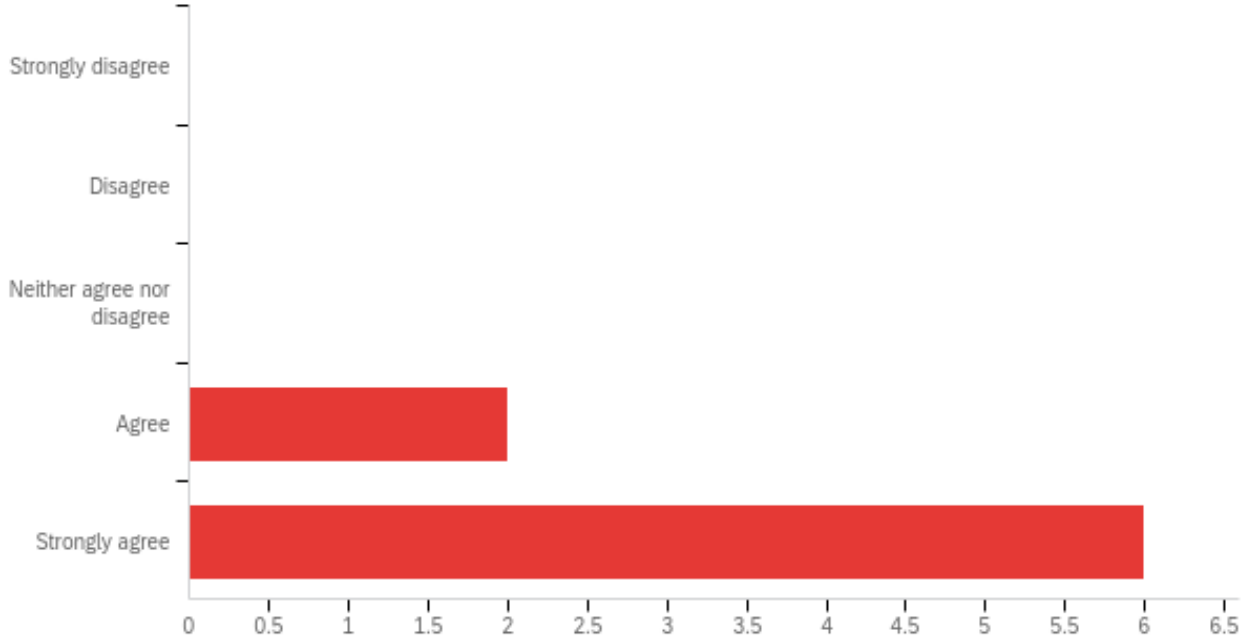
---

Quality was bad since there were online classes and we were in contact with the professor for a couple of minutes. But I appreciate hi eagerness to help outside of class and prompt replies.

---

This course was extremely valuable to me. It challenged me to think critically about my own views while still being able to learn from those who have different beliefs than me.

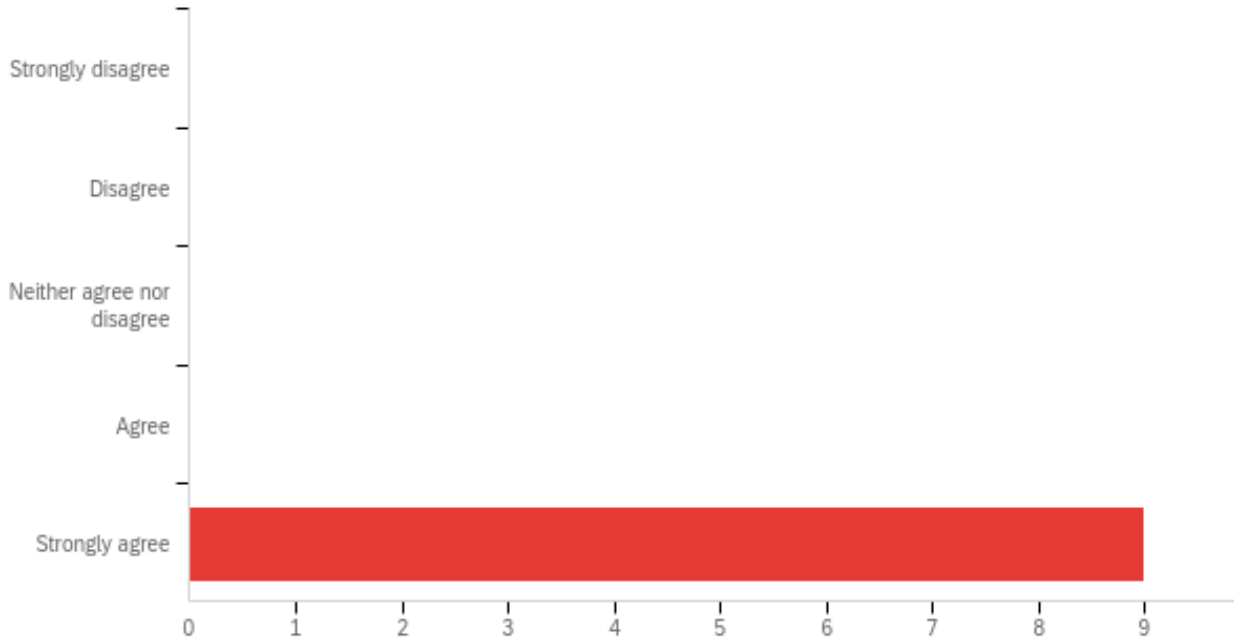
**Q9 - Please respond to the following questions about the course and instructor: The instructor's expectations were clear.**



#	Field	Minimum	Maximum	Mean	Std Deviation	Variance	Count
1	Please respond to the following questions about the course and instructor: The instructor's expectations were clear.	4.00	5.00	4.75	0.43	0.19	8

#	Answer	%	Count
1	Strongly disagree	0.00%	0
2	Disagree	0.00%	0
3	Neither agree nor disagree	0.00%	0
4	Agree	25.00%	2
5	Strongly agree	75.00%	6
	Total	100%	8

**Q10 - The instructor was prepared for class.**

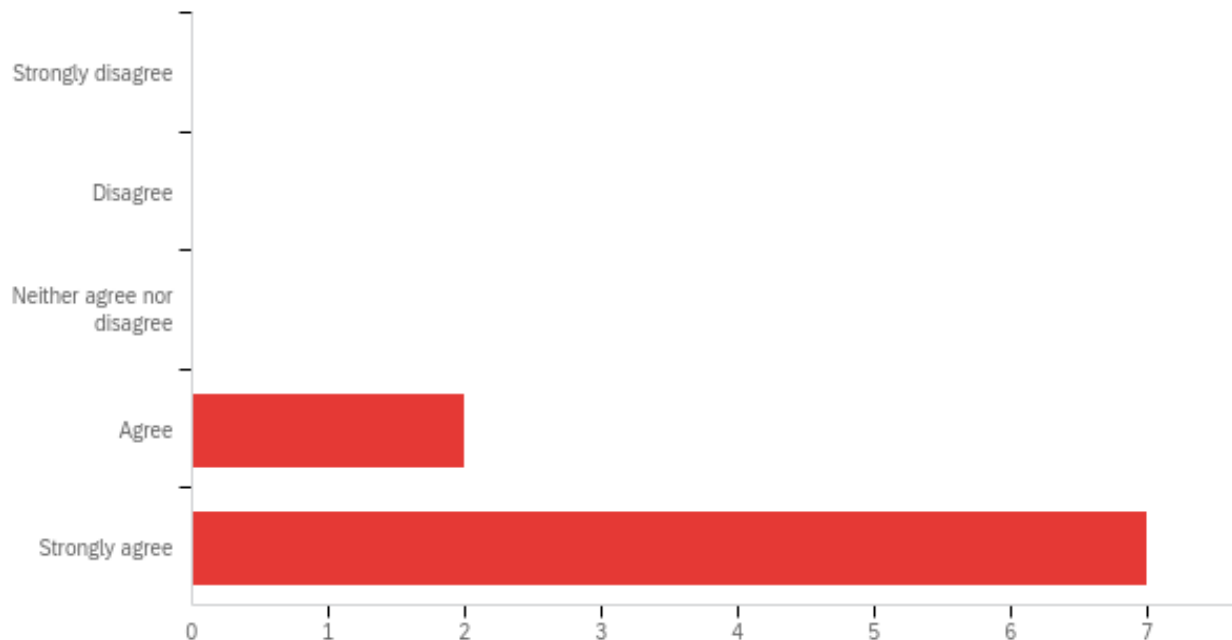


#	Field	Minimum	Maximum	Mean	Std Deviation	Variance	Count
1	The instructor was prepared for class.	5.00	5.00	5.00	0.00	0.00	9

#	Answer	%	Count
1	Strongly disagree	0.00%	0
2	Disagree	0.00%	0
3	Neither agree nor disagree	0.00%	0
4	Agree	0.00%	0
5	Strongly agree	100.00%	9
	Total	100%	9



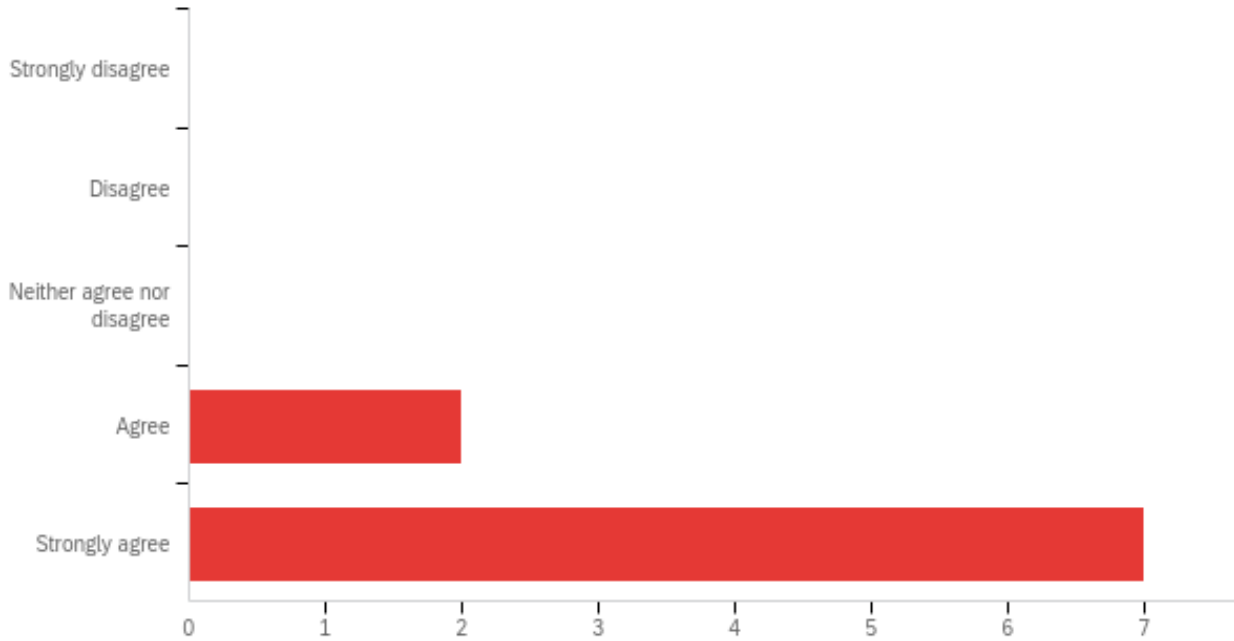
**Q11 - As a student, I was generally prepared for class.**



#	Field	Minimum	Maximum	Mean	Std Deviation	Variance	Count
1	As a student, I was generally prepared for class.	4.00	5.00	4.78	0.42	0.17	9

#	Answer	%	Count
1	Strongly disagree	0.00%	0
2	Disagree	0.00%	0
3	Neither agree nor disagree	0.00%	0
4	Agree	22.22%	2
5	Strongly agree	77.78%	7
	Total	100%	9

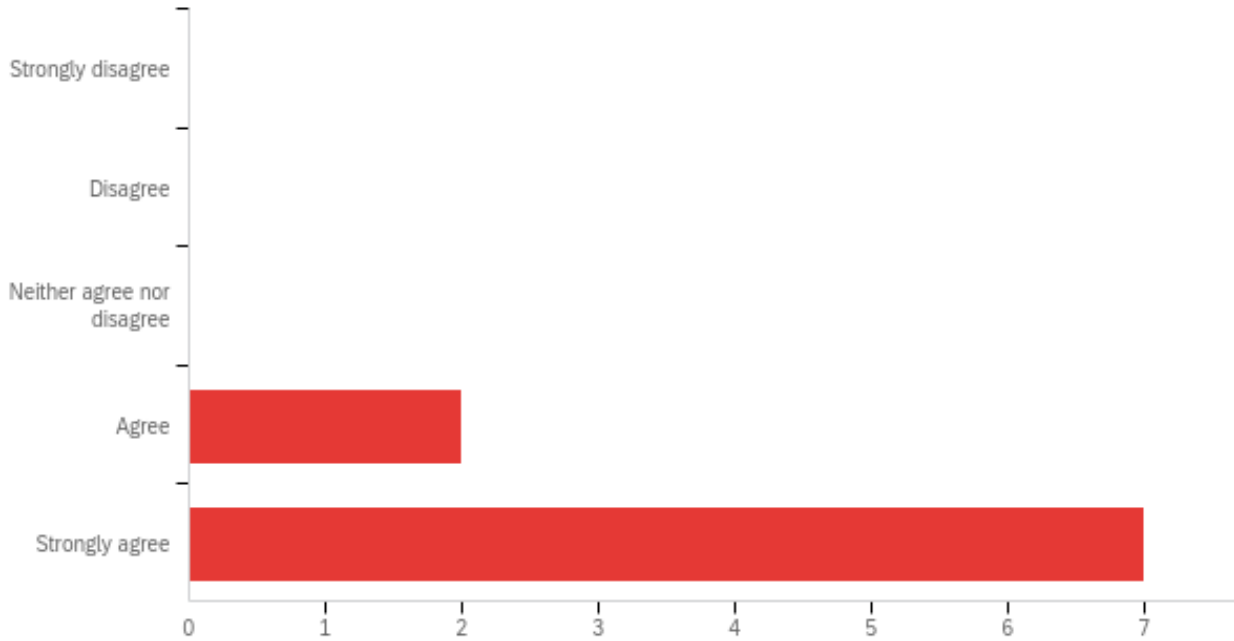
**Q12 - The instructor seemed genuinely concerned about student progress.**



#	Field	Minimum	Maximum	Mean	Std Deviation	Variance	Count
1	The instructor seemed genuinely concerned about student progress.	4.00	5.00	4.78	0.42	0.17	9

#	Answer	%	Count
1	Strongly disagree	0.00%	0
2	Disagree	0.00%	0
3	Neither agree nor disagree	0.00%	0
4	Agree	22.22%	2
5	Strongly agree	77.78%	7
	Total	100%	9

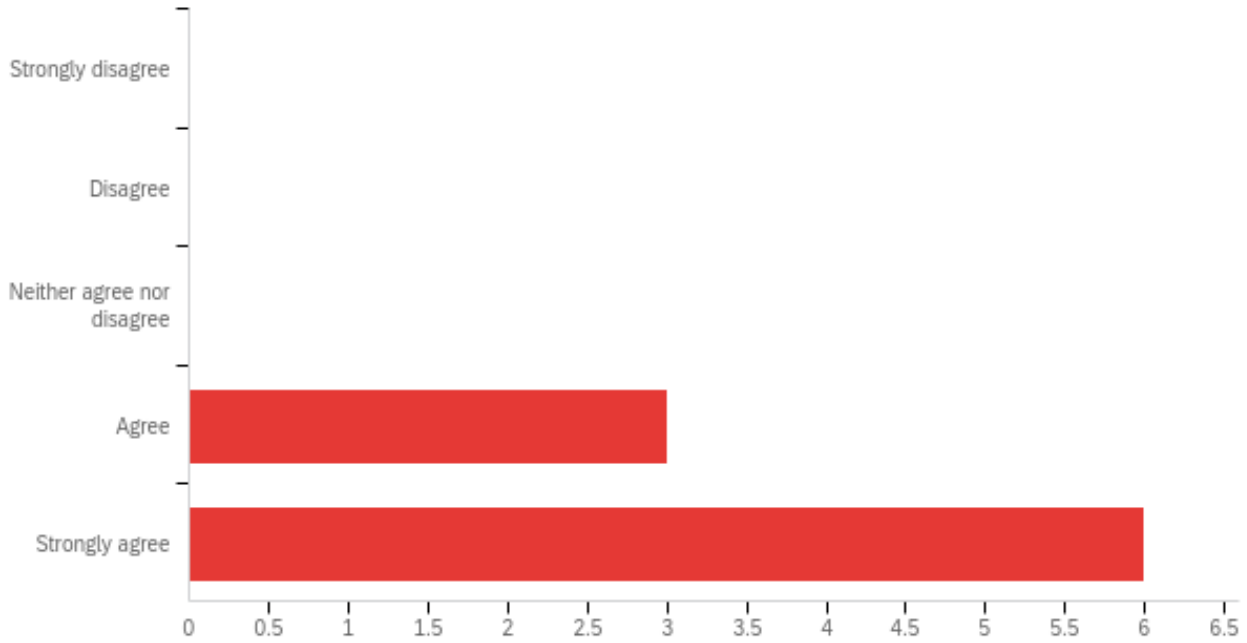
**Q13 - The instructor was available for help outside of class.**



#	Field	Minimum	Maximum	Mean	Std Deviation	Variance	Count
1	The instructor was available for help outside of class.	4.00	5.00	4.78	0.42	0.17	9

#	Answer	%	Count
1	Strongly disagree	0.00%	0
2	Disagree	0.00%	0
3	Neither agree nor disagree	0.00%	0
4	Agree	22.22%	2
5	Strongly agree	77.78%	7
	Total	100%	9

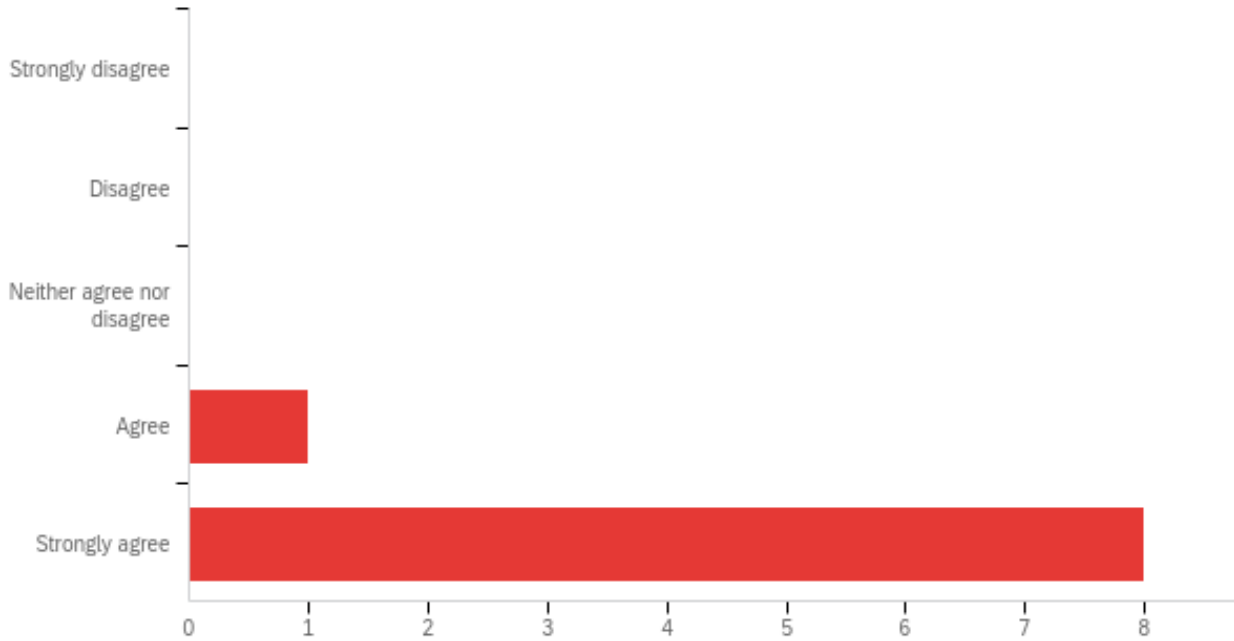
**Q14 - The degree of difficulty of this course was appropriate.**



#	Field	Minimum	Maximum	Mean	Std Deviation	Variance	Count
1	The degree of difficulty of this course was appropriate.	4.00	5.00	4.67	0.47	0.22	9

#	Answer	%	Count
1	Strongly disagree	0.00%	0
2	Disagree	0.00%	0
3	Neither agree nor disagree	0.00%	0
4	Agree	33.33%	3
5	Strongly agree	66.67%	6
	Total	100%	9

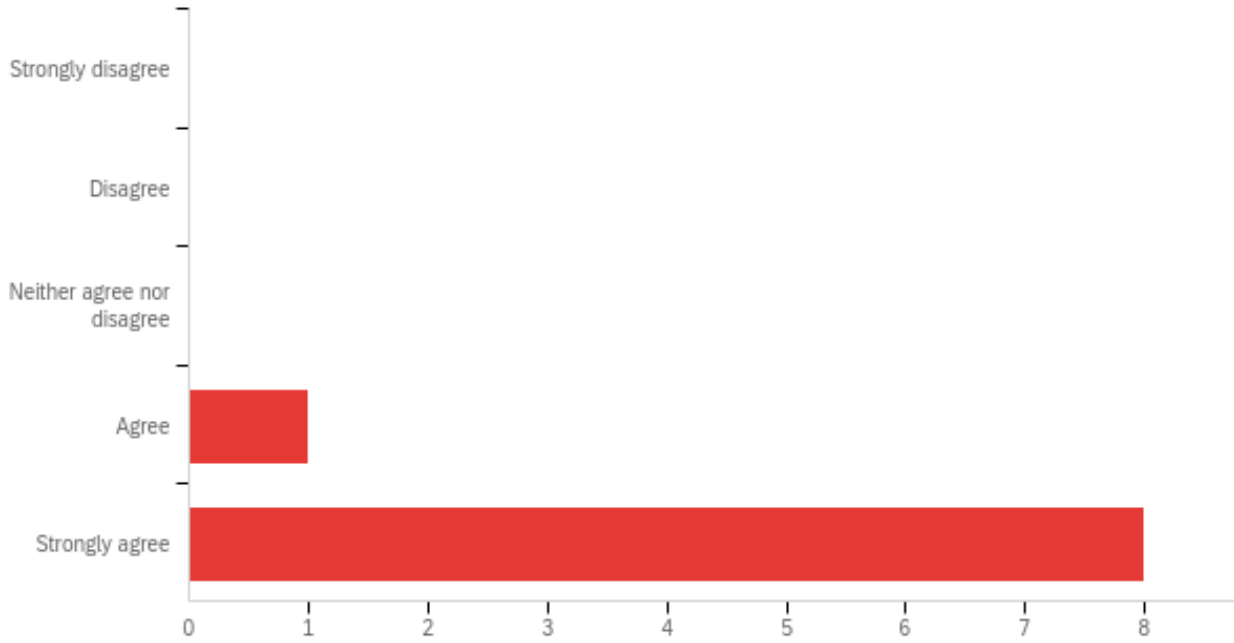
**Q15 - The instructor provided meaningful criticism and comments on my work.**



#	Field	Minimum	Maximum	Mean	Std Deviation	Variance	Count
1	The instructor provided meaningful criticism and comments on my work.	4.00	5.00	4.89	0.31	0.10	9

#	Answer	%	Count
1	Strongly disagree	0.00%	0
2	Disagree	0.00%	0
3	Neither agree nor disagree	0.00%	0
4	Agree	11.11%	1
5	Strongly agree	88.89%	8
	Total	100%	9

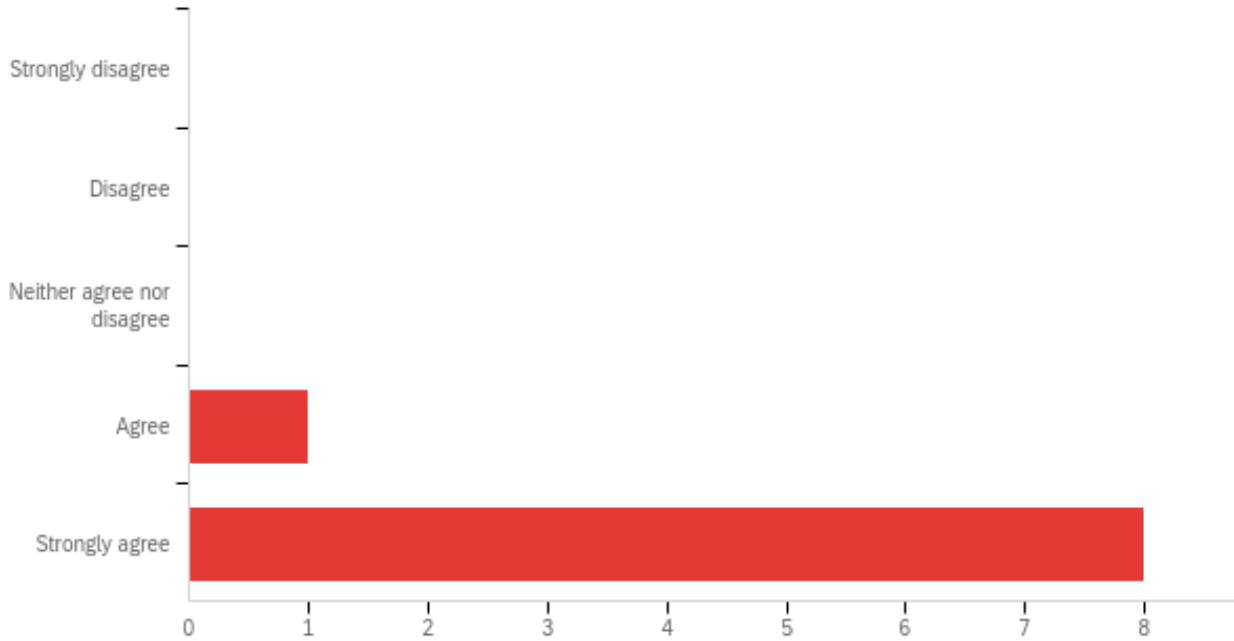
**Q16 - The instructor treated students fairly.**



#	Field	Minimum	Maximum	Mean	Std Deviation	Variance	Count
1	The instructor treated students fairly.	4.00	5.00	4.89	0.31	0.10	9

#	Answer	%	Count
1	Strongly disagree	0.00%	0
2	Disagree	0.00%	0
3	Neither agree nor disagree	0.00%	0
4	Agree	11.11%	1
5	Strongly agree	88.89%	8
	Total	100%	9

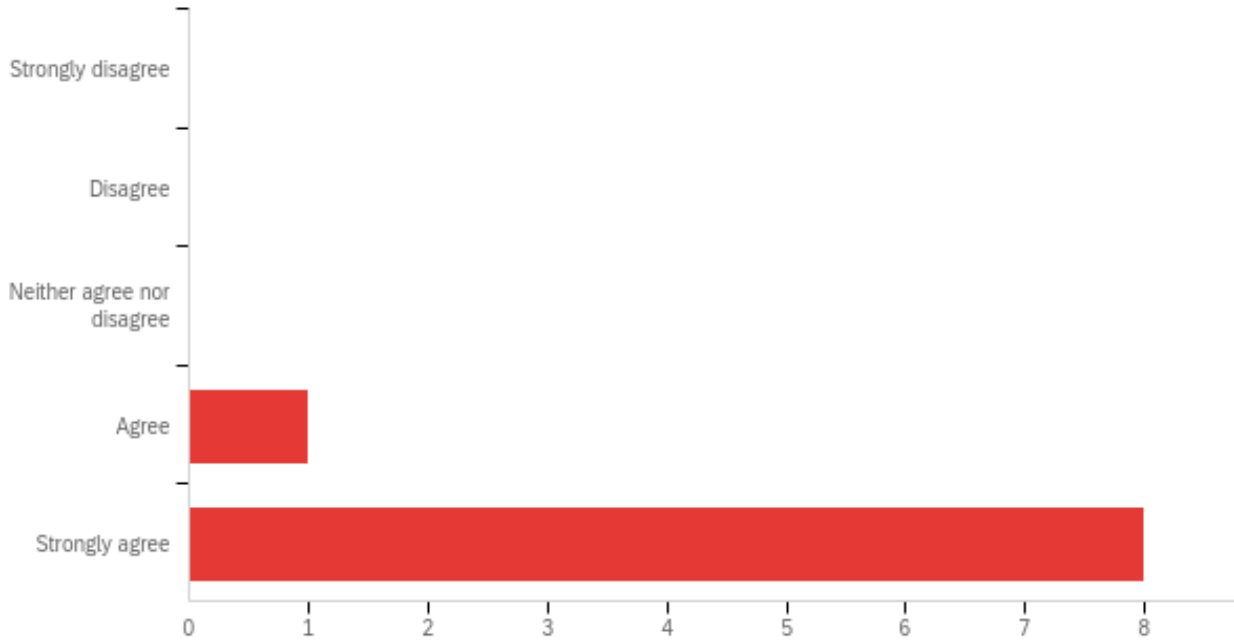
**Q17 - The instructor fostered an atmosphere of mutual respect.**



#	Field	Minimum	Maximum	Mean	Std Deviation	Variance	Count
1	The instructor fostered an atmosphere of mutual respect.	4.00	5.00	4.89	0.31	0.10	9

#	Answer	%	Count
1	Strongly disagree	0.00%	0
2	Disagree	0.00%	0
3	Neither agree nor disagree	0.00%	0
4	Agree	11.11%	1
5	Strongly agree	88.89%	8
	Total	100%	9

**Q18 - The course has increased my interest in the subject matter.**

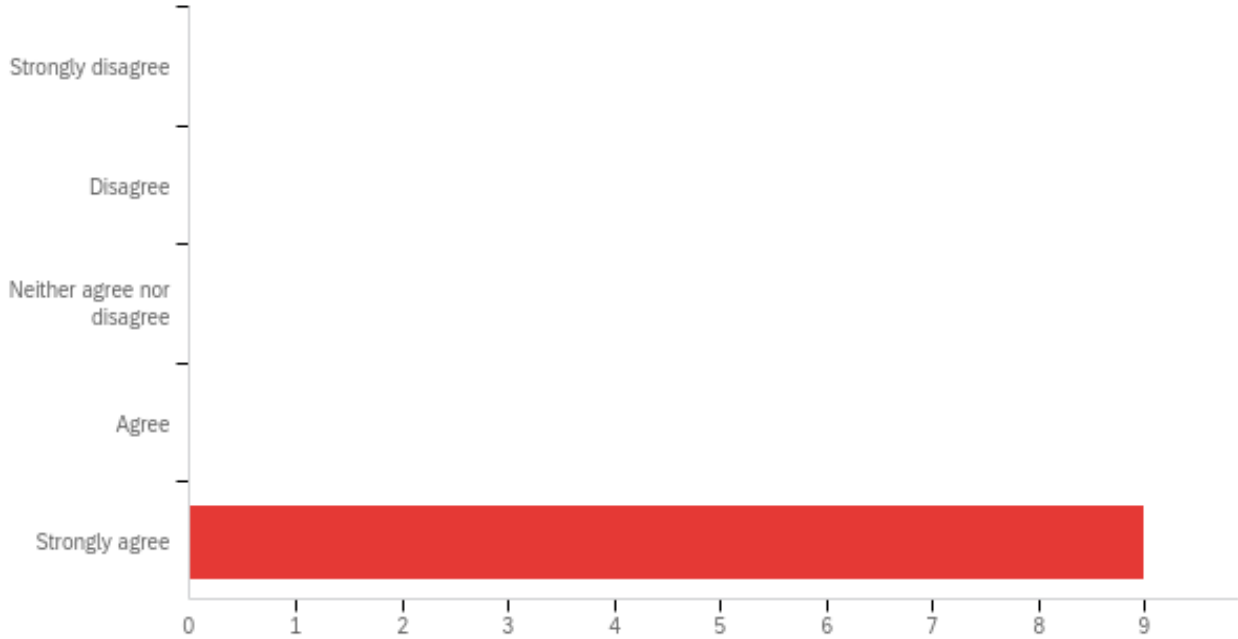


#	Field	Minimum	Maximum	Mean	Std Deviation	Variance	Count
1	The course has increased my interest in the subject matter.	4.00	5.00	4.89	0.31	0.10	9

#	Answer	%	Count
1	Strongly disagree	0.00%	0
2	Disagree	0.00%	0
3	Neither agree nor disagree	0.00%	0
4	Agree	11.11%	1
5	Strongly agree	88.89%	8
	Total	100%	9



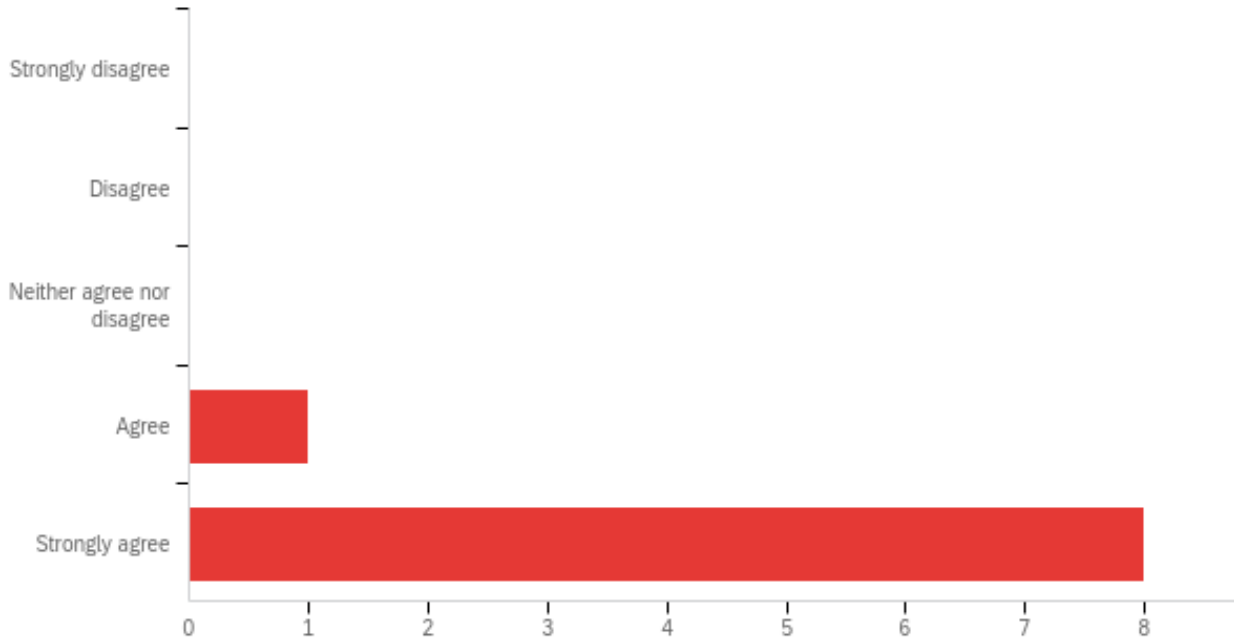
**Q19 - The instructor challenged me intellectually.**



#	Field	Minimum	Maximum	Mean	Std Deviation	Variance	Count
1	The instructor challenged me intellectually.	5.00	5.00	5.00	0.00	0.00	9

#	Answer	%	Count
1	Strongly disagree	0.00%	0
2	Disagree	0.00%	0
3	Neither agree nor disagree	0.00%	0
4	Agree	0.00%	0
5	Strongly agree	100.00%	9
	Total	100%	9

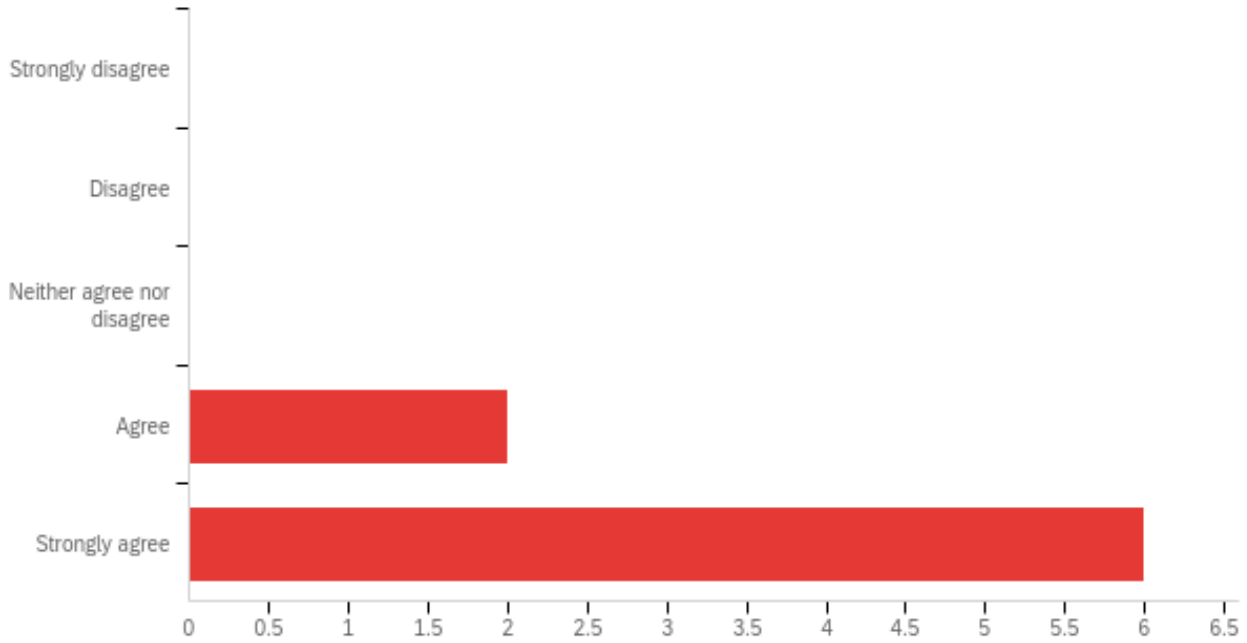
**Q20 - Overall, I would recommend this course to another student.**



#	Field	Minimum	Maximum	Mean	Std Deviation	Variance	Count
1	Overall, I would recommend this course to another student.	4.00	5.00	4.89	0.31	0.10	9

#	Answer	%	Count
1	Strongly disagree	0.00%	0
2	Disagree	0.00%	0
3	Neither agree nor disagree	0.00%	0
4	Agree	11.11%	1
5	Strongly agree	88.89%	8
	Total	100%	9

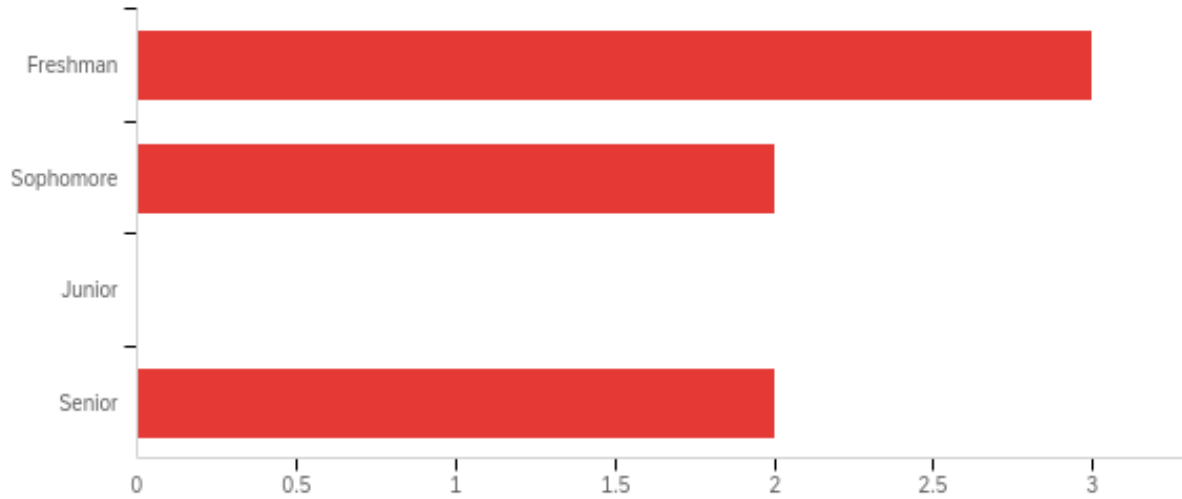
**Q21 - Overall, I would recommend this instructor to another student.**



#	Field	Minimum	Maximum	Mean	Std Deviation	Variance	Count
1	Overall, I would recommend this instructor to another student.	4.00	5.00	4.75	0.43	0.19	8

#	Answer	%	Count
1	Strongly disagree	0.00%	0
2	Disagree	0.00%	0
3	Neither agree nor disagree	0.00%	0
4	Agree	25.00%	2
5	Strongly agree	75.00%	6
	Total	100%	8

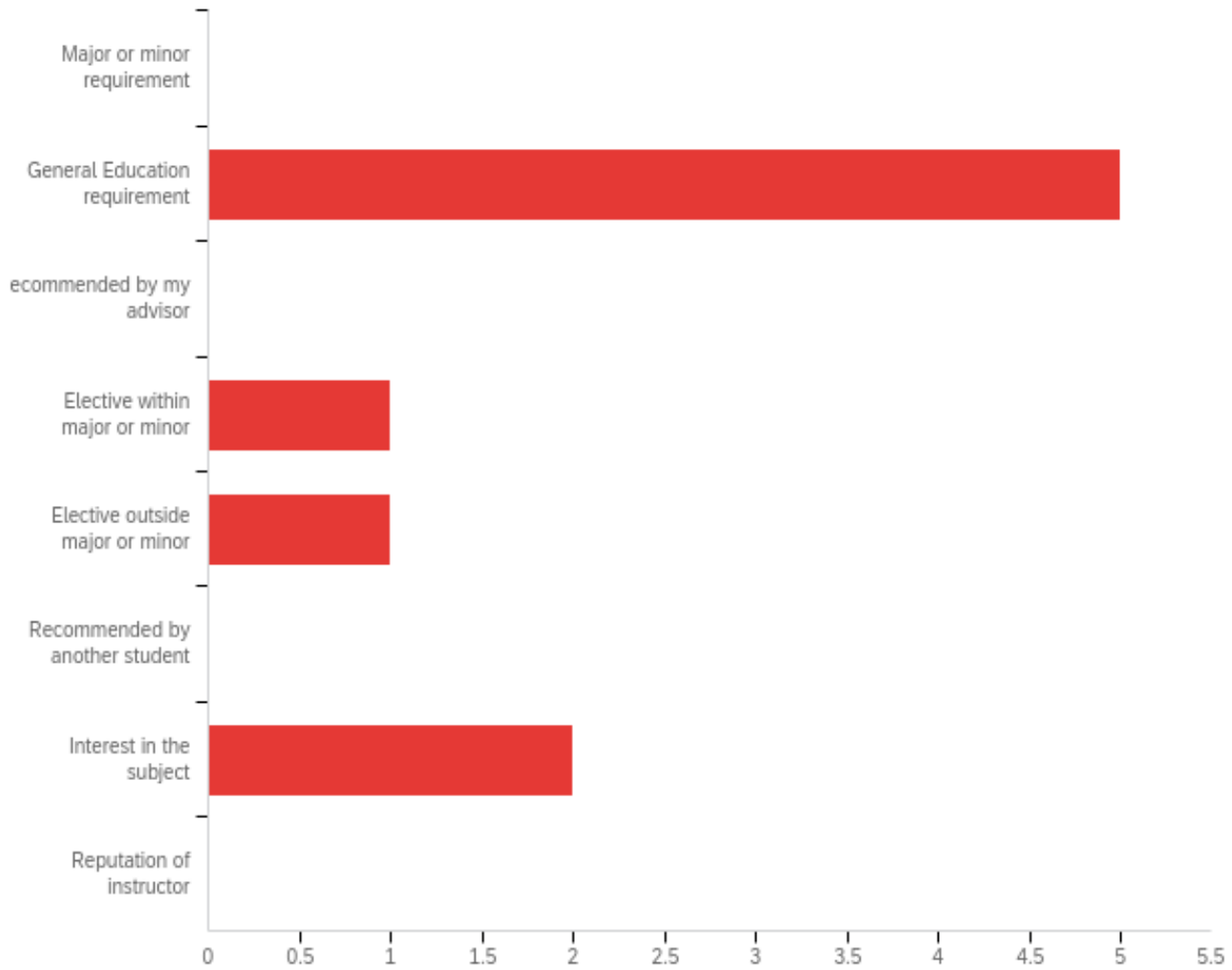
**Q22 - Optional Background Information: Your class:**



#	Field	Minimum	Maximum	Mean	Std Deviation	Variance	Count
1	Optional Background Information: Your class:	1.00	4.00	2.14	1.25	1.55	7

#	Answer	%	Count
1	Freshman	42.86%	3
2	Sophomore	28.57%	2
3	Junior	0.00%	0
4	Senior	28.57%	2
	Total	100%	7

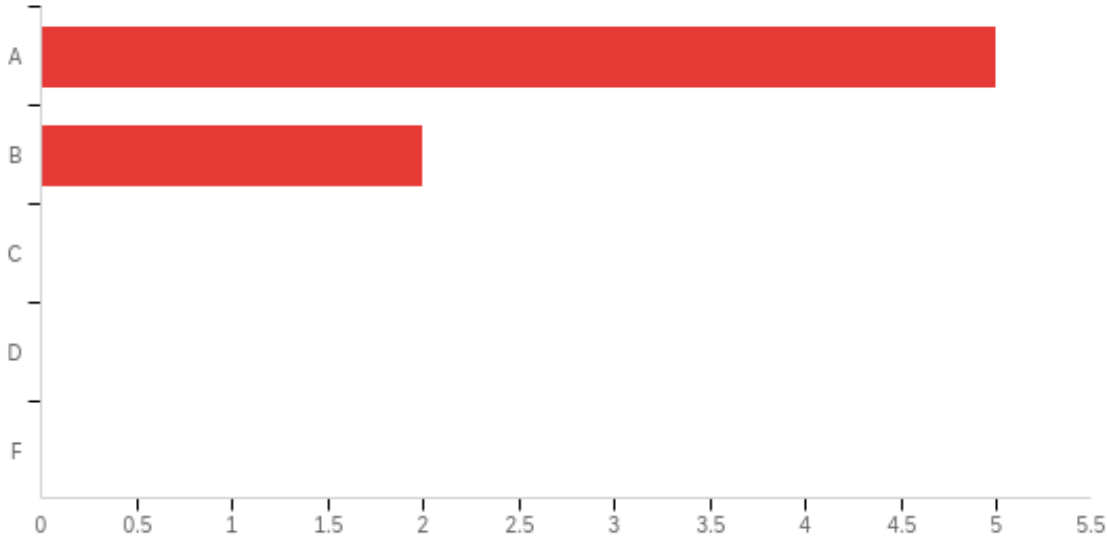
**Q23 - Your reason for taking this course (check all that apply):**



#	Answer	%	Count
1	Major or minor requirement	0.00%	0
2	General Education requirement	55.56%	5
3	Recommended by my advisor	0.00%	0
4	Elective within major or minor	11.11%	1
5	Elective outside major or minor	11.11%	1
6	Recommended by another student	0.00%	0
7	Interest in the subject	22.22%	2
8	Reputation of instructor	0.00%	0
	Total	100%	9



**Q24 - Your expected grade:**



#	Field	Minimum	Maximum	Mean	Std Deviation	Variance	Count
1	Your expected grade:	1.00	2.00	1.29	0.45	0.20	7

#	Answer	%	Count
1	A	71.43%	5
2	B	28.57%	2
3	C	0.00%	0
4	D	0.00%	0
5	F	0.00%	0
	Total	100%	7