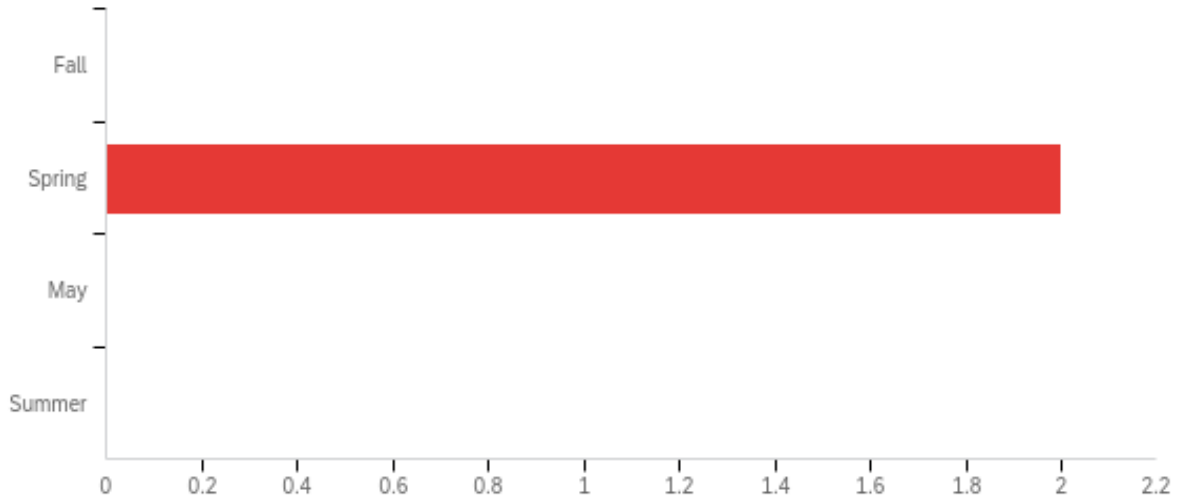


Thomas Blanchard

PHIL 307-1

May 15th 2020, 12:39 pm MDT

Q3 - Term



#	Field	Minimum	Maximum	Mean	Std Deviation	Variance	Count
1	Term	2.00	2.00	2.00	0.00	0.00	2

#	Answer	%	Count
1	Fall	0.00%	0
2	Spring	100.00%	2
3	May	0.00%	0
4	Summer	0.00%	0
	Total	100%	2

Q4 - Year

Year

2020

2020

Q5 - Instructor's Name

Instructor's Name

Thomas Blanchard

Thomas Blanchard

Q6 - Evaluate the Course Design and Content (Within your response, you may discuss which papers, projects, or other assignments provided the best learning opportunities; which readings were most and least helpful; the usefulness of the syllabus in clarifying goals and expectations; and the level and amount of work.)

Everything was good

Perfect amount of work. Great challenge. Professor Blanchard is extremely helpful to me when I don't understand something, and he makes sure I know the material.

Q7 - Evaluate the Quality of Instruction (Within your response, you may discuss whether the instructor challenged you; opportunities the instructor provided for student participation, meaningful discussion, and/or student questions during class; the clarity of class presentations or lectures; the extent to which laboratory and/or clinical experiences were effectively integrated into the course; and the connection of class activities to course goals)

Everything was good

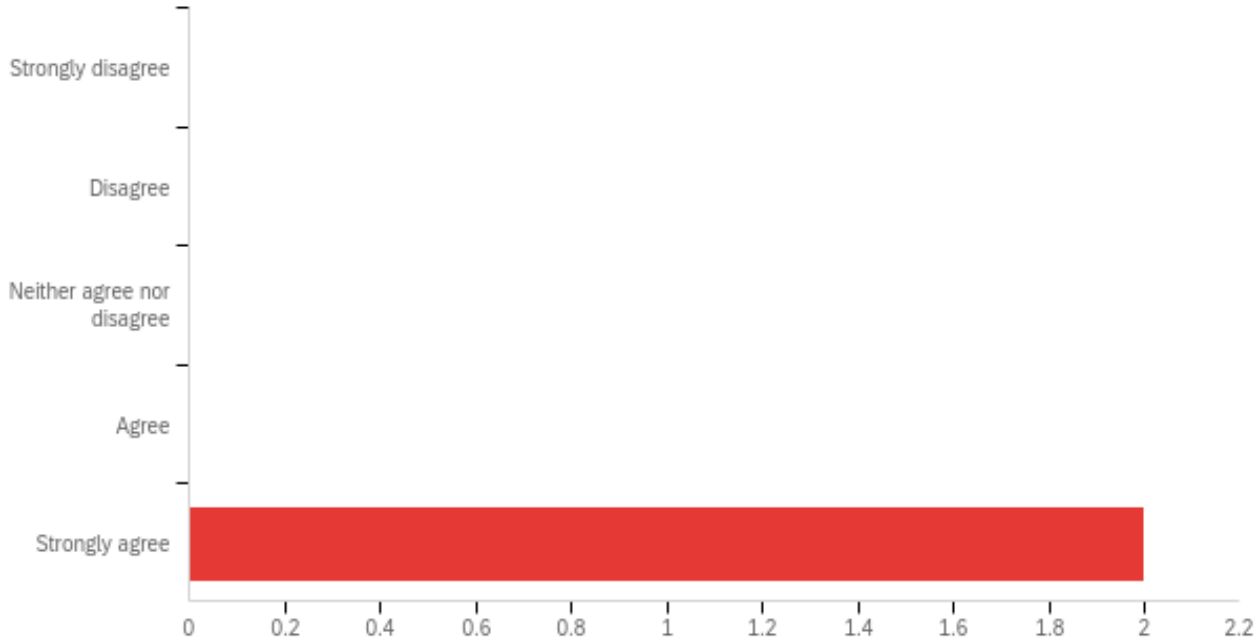
10/10. Thomas Blanchard knows how to teach, that's for sure.

Q8 - Please elaborate on the quality of your learning experience. (Within your response you may address the value of what you learned from the course; how the course may have changed you; and whether it was a worthwhile experience for you overall. Please include any suggestions you have for changes that may enhance the learning experience for future students.)

I would have wished to finish the class on campus but I like what I learned in this class.

One of the only classes in IWU where I felt I had learned something and felt that my money was well spent

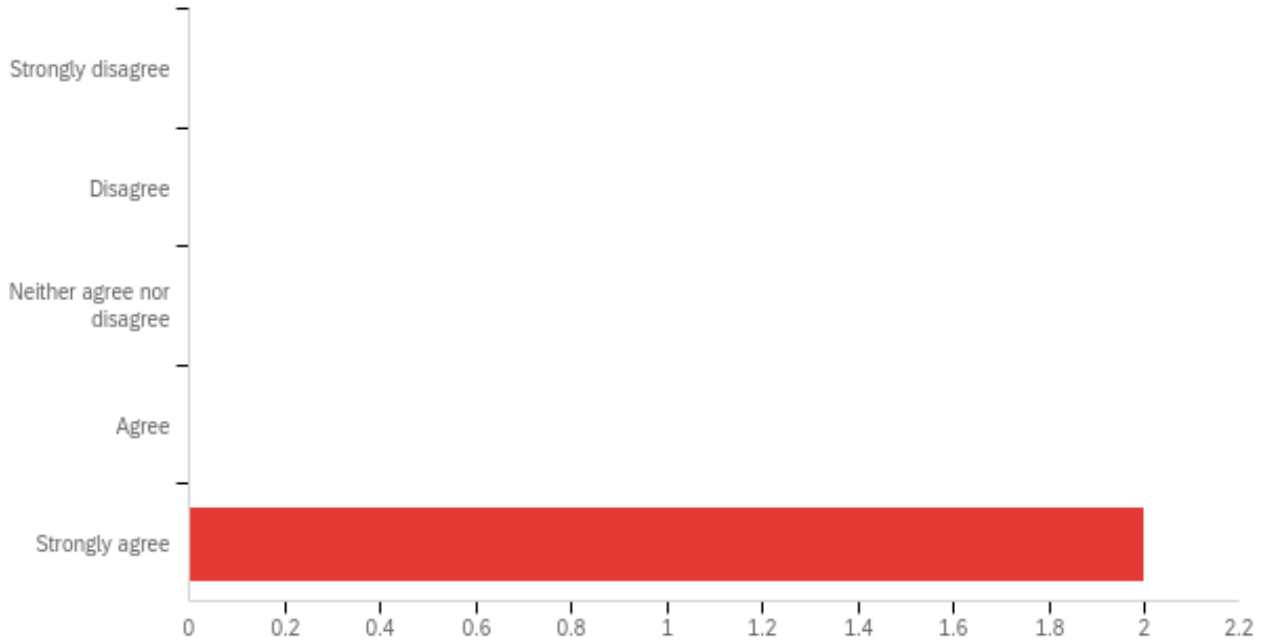
Q9 - Please respond to the following questions about the course and instructor: The instructor's expectations were clear.



#	Field	Minimum	Maximum	Mean	Std Deviation	Variance	Count
1	Please respond to the following questions about the course and instructor: The instructor's expectations were clear.	5.00	5.00	5.00	0.00	0.00	2

#	Answer	%	Count
1	Strongly disagree	0.00%	0
2	Disagree	0.00%	0
3	Neither agree nor disagree	0.00%	0
4	Agree	0.00%	0
5	Strongly agree	100.00%	2
	Total	100%	2

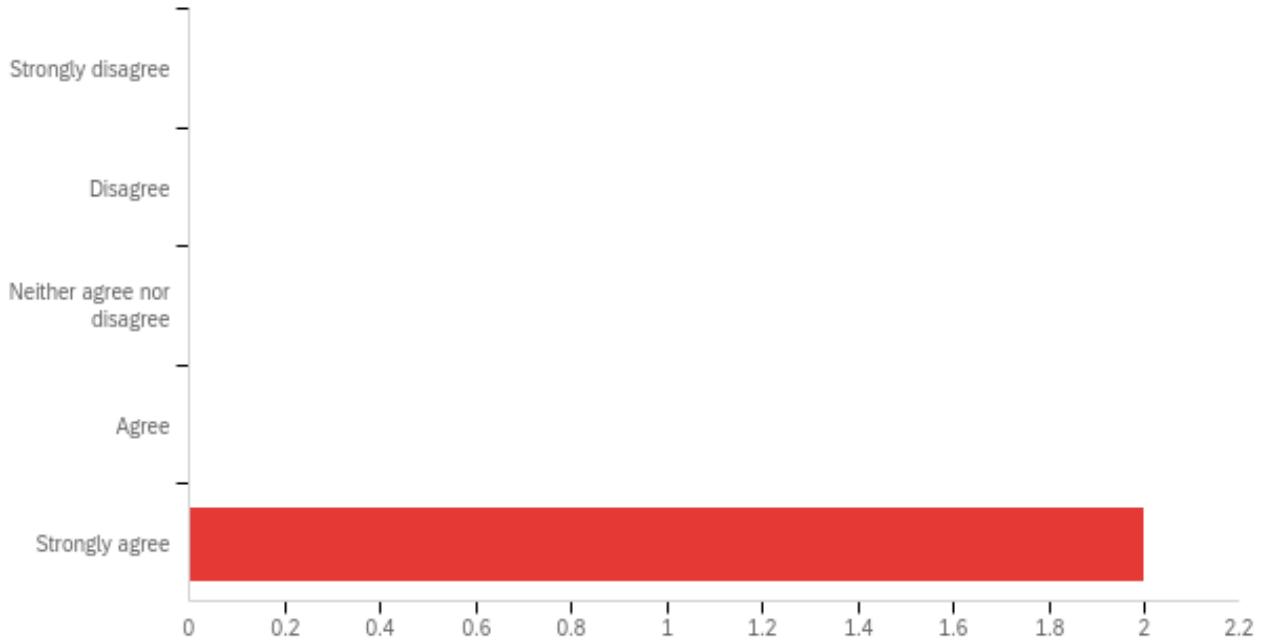
Q10 - The instructor was prepared for class.



#	Field	Minimum	Maximum	Mean	Std Deviation	Variance	Count
1	The instructor was prepared for class.	5.00	5.00	5.00	0.00	0.00	2

#	Answer	%	Count
1	Strongly disagree	0.00%	0
2	Disagree	0.00%	0
3	Neither agree nor disagree	0.00%	0
4	Agree	0.00%	0
5	Strongly agree	100.00%	2
	Total	100%	2

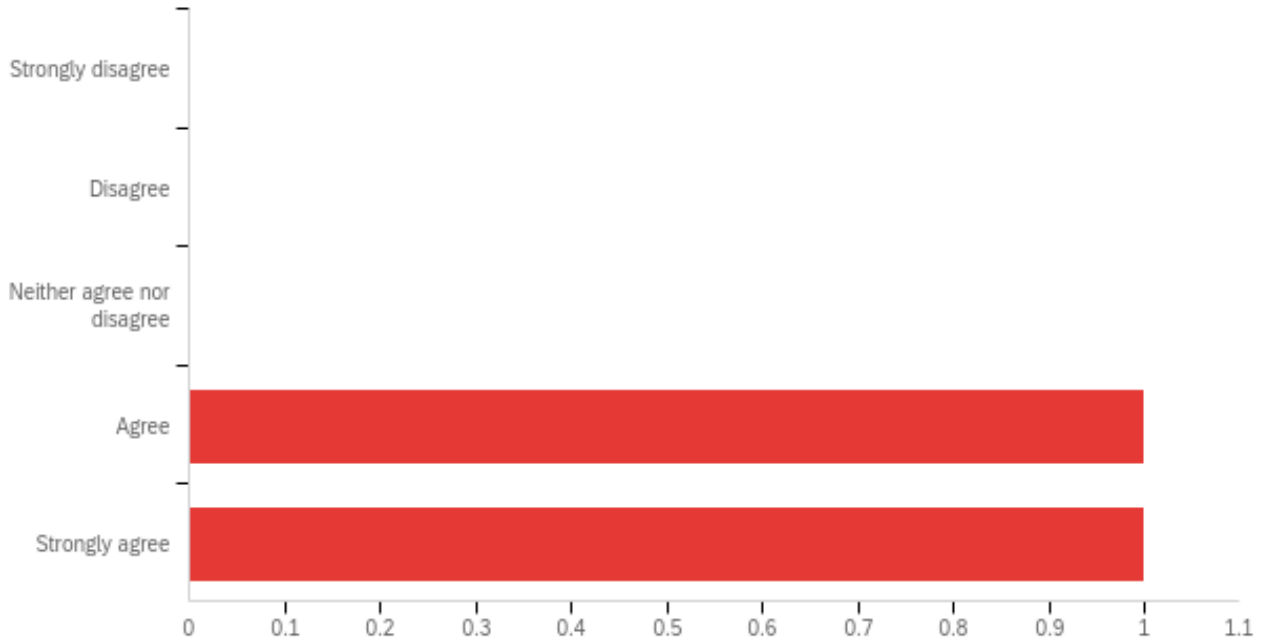
Q11 - As a student, I was generally prepared for class.



#	Field	Minimum	Maximum	Mean	Std Deviation	Variance	Count
1	As a student, I was generally prepared for class.	5.00	5.00	5.00	0.00	0.00	2

#	Answer	%	Count
1	Strongly disagree	0.00%	0
2	Disagree	0.00%	0
3	Neither agree nor disagree	0.00%	0
4	Agree	0.00%	0
5	Strongly agree	100.00%	2
	Total	100%	2

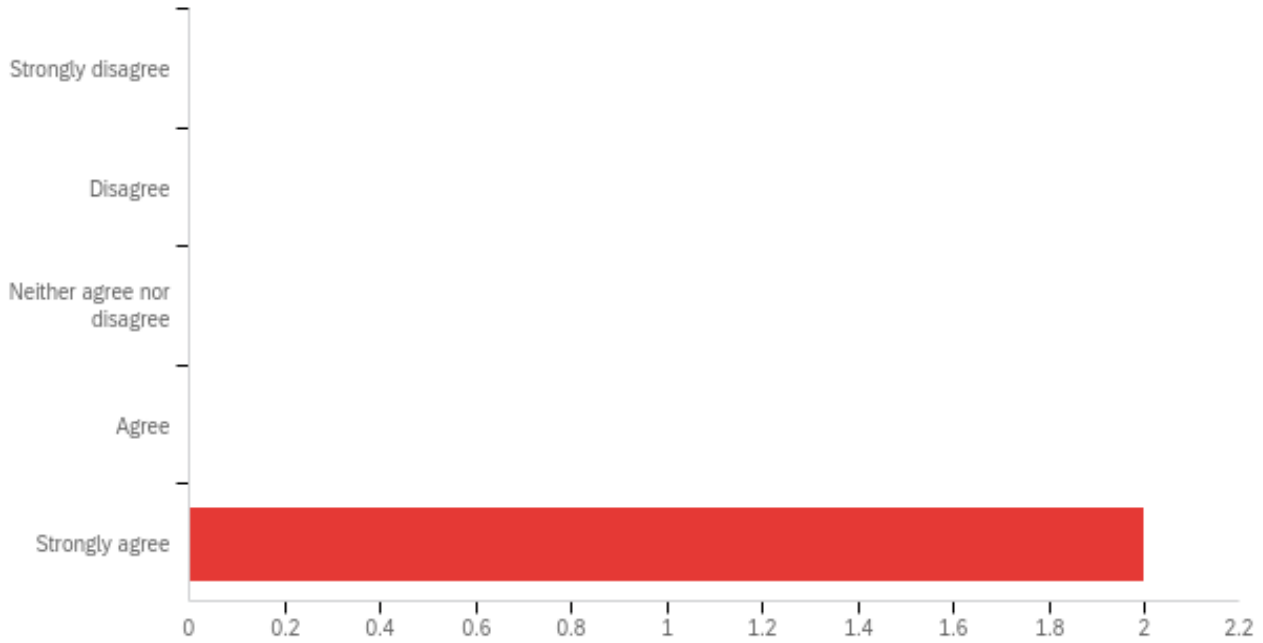
Q12 - The instructor seemed genuinely concerned about student progress.



#	Field	Minimum	Maximum	Mean	Std Deviation	Variance	Count
1	The instructor seemed genuinely concerned about student progress.	4.00	5.00	4.50	0.50	0.25	2

#	Answer	%	Count
1	Strongly disagree	0.00%	0
2	Disagree	0.00%	0
3	Neither agree nor disagree	0.00%	0
4	Agree	50.00%	1
5	Strongly agree	50.00%	1
	Total	100%	2

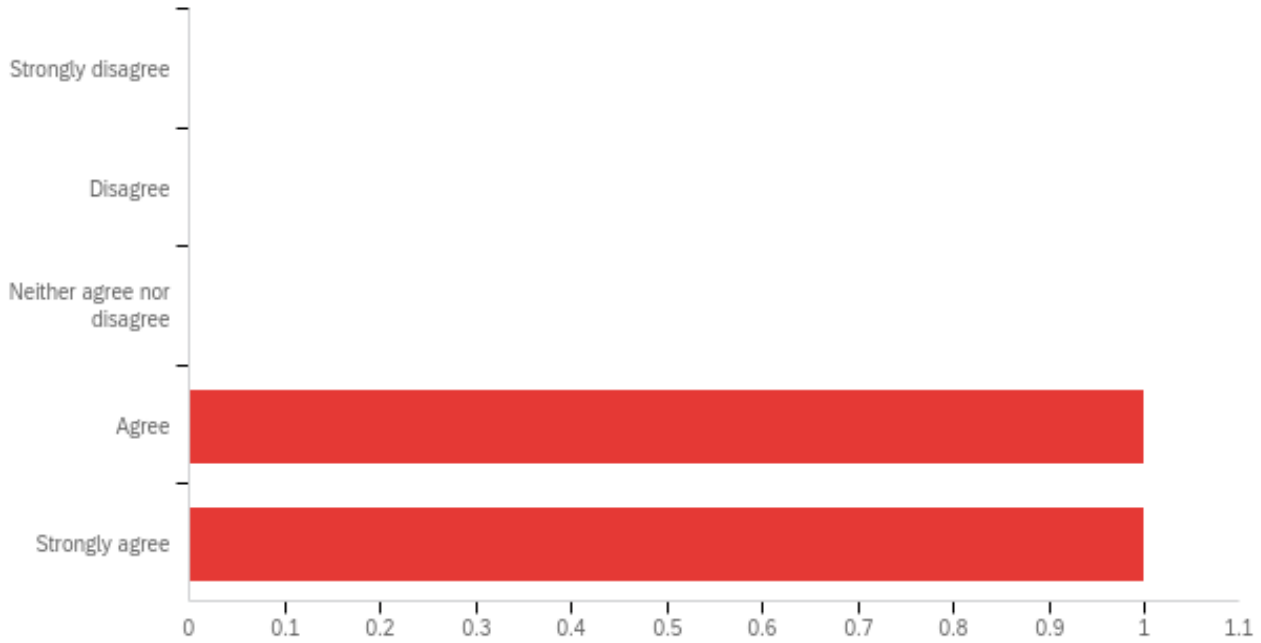
Q13 - The instructor was available for help outside of class.



#	Field	Minimum	Maximum	Mean	Std Deviation	Variance	Count
1	The instructor was available for help outside of class.	5.00	5.00	5.00	0.00	0.00	2

#	Answer	%	Count
1	Strongly disagree	0.00%	0
2	Disagree	0.00%	0
3	Neither agree nor disagree	0.00%	0
4	Agree	0.00%	0
5	Strongly agree	100.00%	2
	Total	100%	2

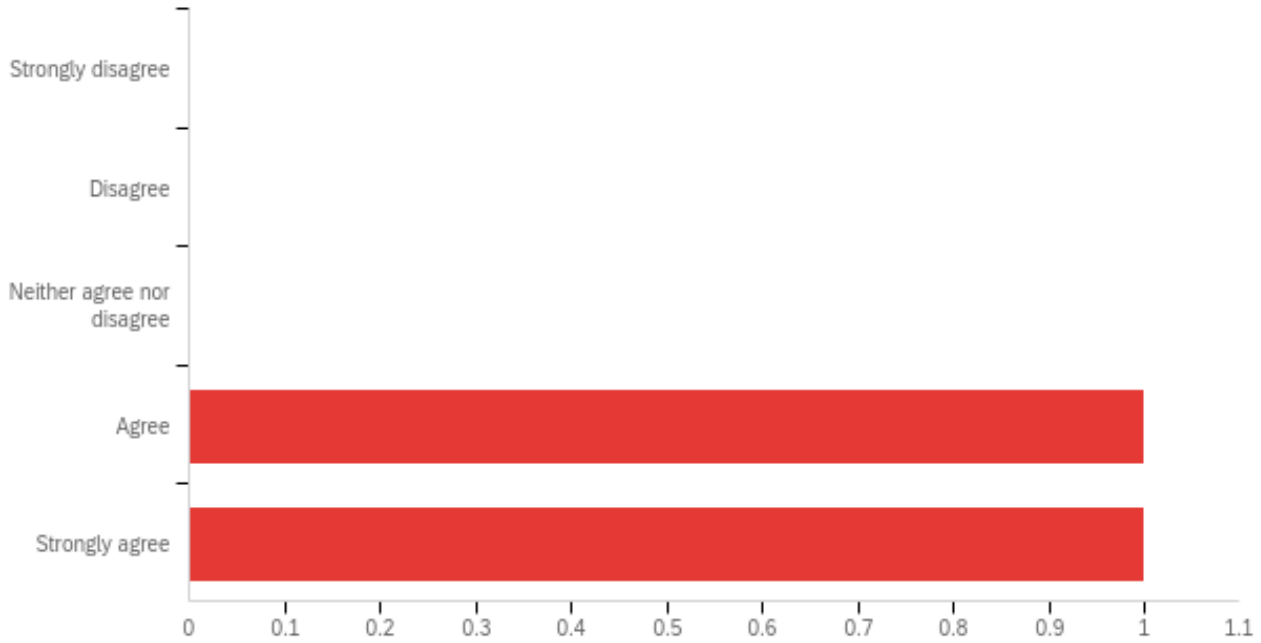
Q14 - The degree of difficulty of this course was appropriate.



#	Field	Minimum	Maximum	Mean	Std Deviation	Variance	Count
1	The degree of difficulty of this course was appropriate.	4.00	5.00	4.50	0.50	0.25	2

#	Answer	%	Count
1	Strongly disagree	0.00%	0
2	Disagree	0.00%	0
3	Neither agree nor disagree	0.00%	0
4	Agree	50.00%	1
5	Strongly agree	50.00%	1
	Total	100%	2

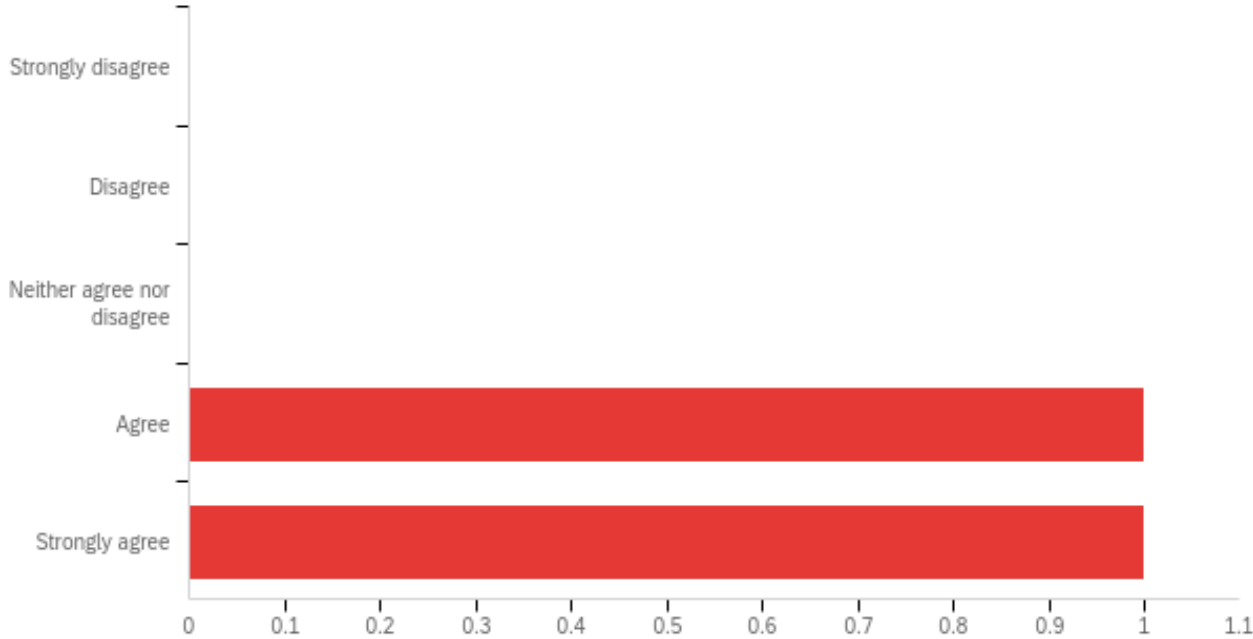
Q15 - The instructor provided meaningful criticism and comments on my work.



#	Field	Minimum	Maximum	Mean	Std Deviation	Variance	Count
1	The instructor provided meaningful criticism and comments on my work.	4.00	5.00	4.50	0.50	0.25	2

#	Answer	%	Count
1	Strongly disagree	0.00%	0
2	Disagree	0.00%	0
3	Neither agree nor disagree	0.00%	0
4	Agree	50.00%	1
5	Strongly agree	50.00%	1
	Total	100%	2

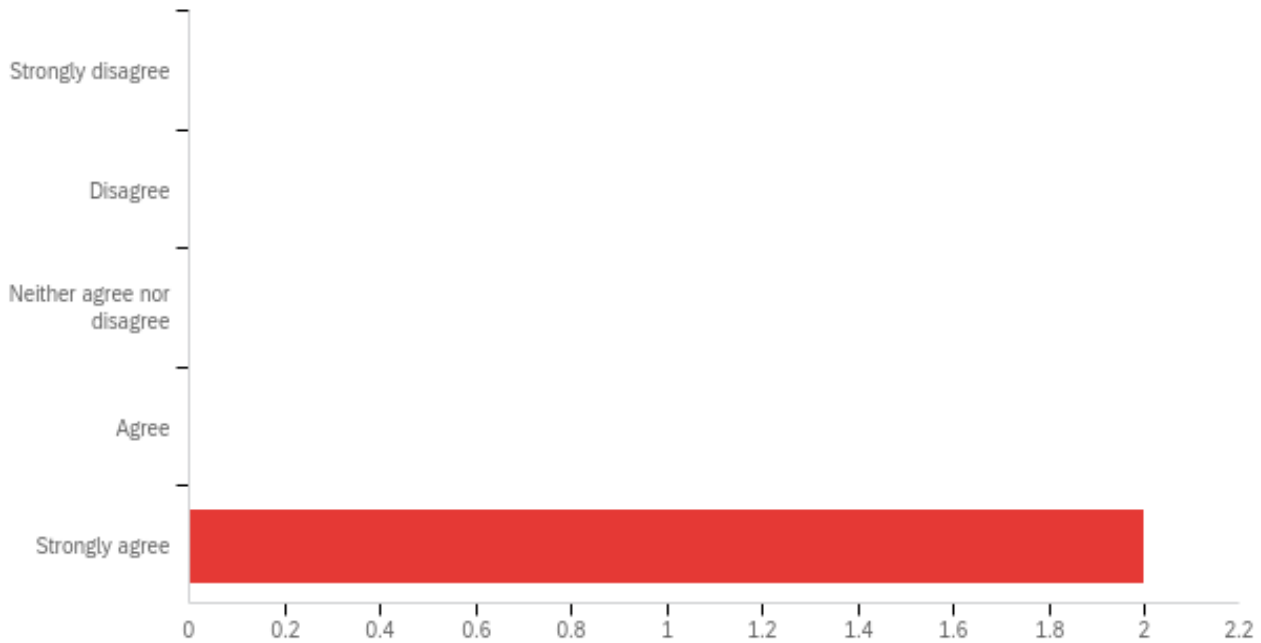
Q16 - The instructor treated students fairly.



#	Field	Minimum	Maximum	Mean	Std Deviation	Variance	Count
1	The instructor treated students fairly.	4.00	5.00	4.50	0.50	0.25	2

#	Answer	%	Count
1	Strongly disagree	0.00%	0
2	Disagree	0.00%	0
3	Neither agree nor disagree	0.00%	0
4	Agree	50.00%	1
5	Strongly agree	50.00%	1
	Total	100%	2

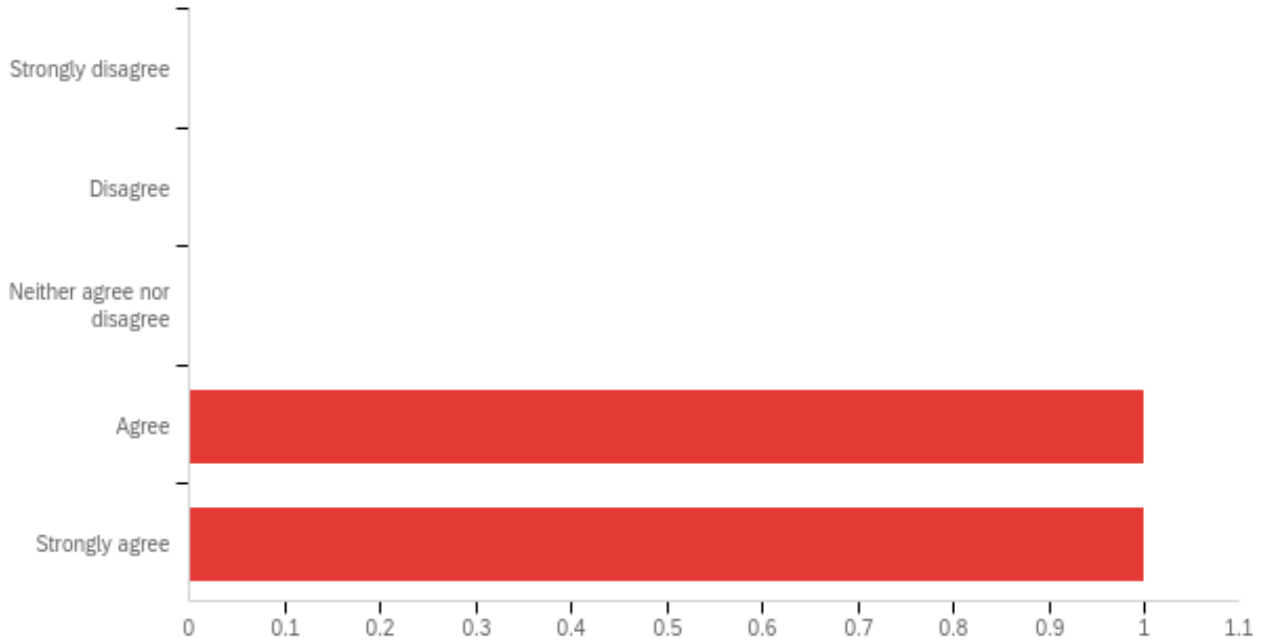
Q17 - The instructor fostered an atmosphere of mutual respect.



#	Field	Minimum	Maximum	Mean	Std Deviation	Variance	Count
1	The instructor fostered an atmosphere of mutual respect.	5.00	5.00	5.00	0.00	0.00	2

#	Answer	%	Count
1	Strongly disagree	0.00%	0
2	Disagree	0.00%	0
3	Neither agree nor disagree	0.00%	0
4	Agree	0.00%	0
5	Strongly agree	100.00%	2
	Total	100%	2

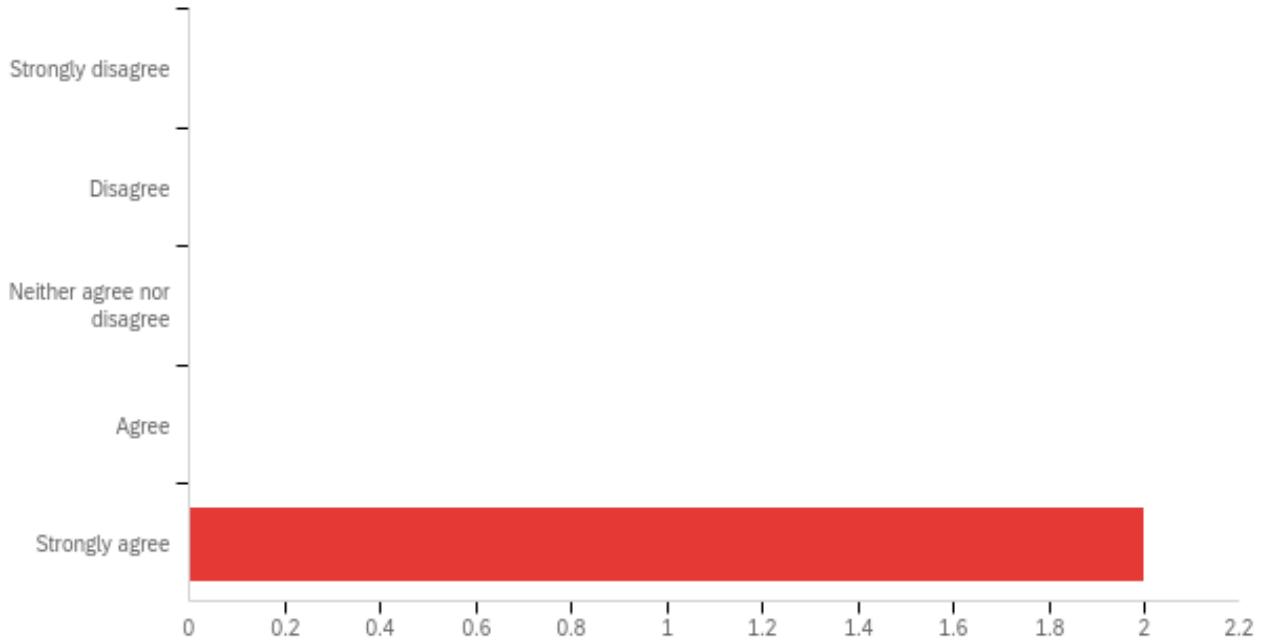
Q18 - The course has increased my interest in the subject matter.



#	Field	Minimum	Maximum	Mean	Std Deviation	Variance	Count
1	The course has increased my interest in the subject matter.	4.00	5.00	4.50	0.50	0.25	2

#	Answer	%	Count
1	Strongly disagree	0.00%	0
2	Disagree	0.00%	0
3	Neither agree nor disagree	0.00%	0
4	Agree	50.00%	1
5	Strongly agree	50.00%	1
	Total	100%	2

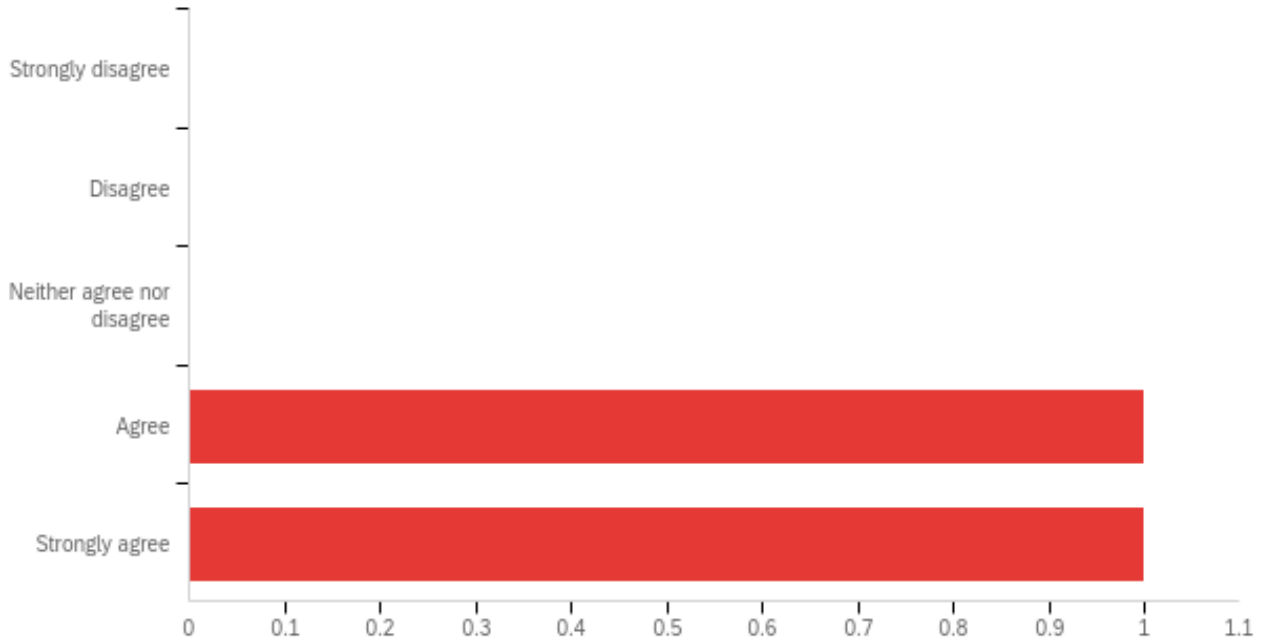
Q19 - The instructor challenged me intellectually.



#	Field	Minimum	Maximum	Mean	Std Deviation	Variance	Count
1	The instructor challenged me intellectually.	5.00	5.00	5.00	0.00	0.00	2

#	Answer	%	Count
1	Strongly disagree	0.00%	0
2	Disagree	0.00%	0
3	Neither agree nor disagree	0.00%	0
4	Agree	0.00%	0
5	Strongly agree	100.00%	2
	Total	100%	2

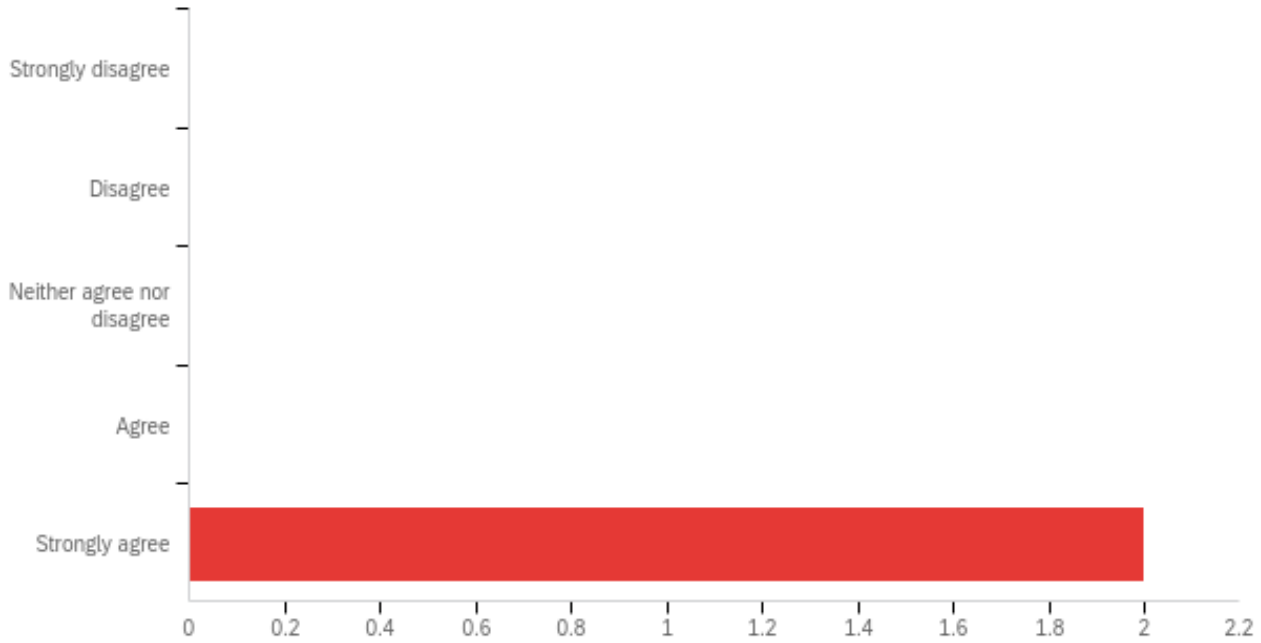
Q20 - Overall, I would recommend this course to another student.



#	Field	Minimum	Maximum	Mean	Std Deviation	Variance	Count
1	Overall, I would recommend this course to another student.	4.00	5.00	4.50	0.50	0.25	2

#	Answer	%	Count
1	Strongly disagree	0.00%	0
2	Disagree	0.00%	0
3	Neither agree nor disagree	0.00%	0
4	Agree	50.00%	1
5	Strongly agree	50.00%	1
	Total	100%	2

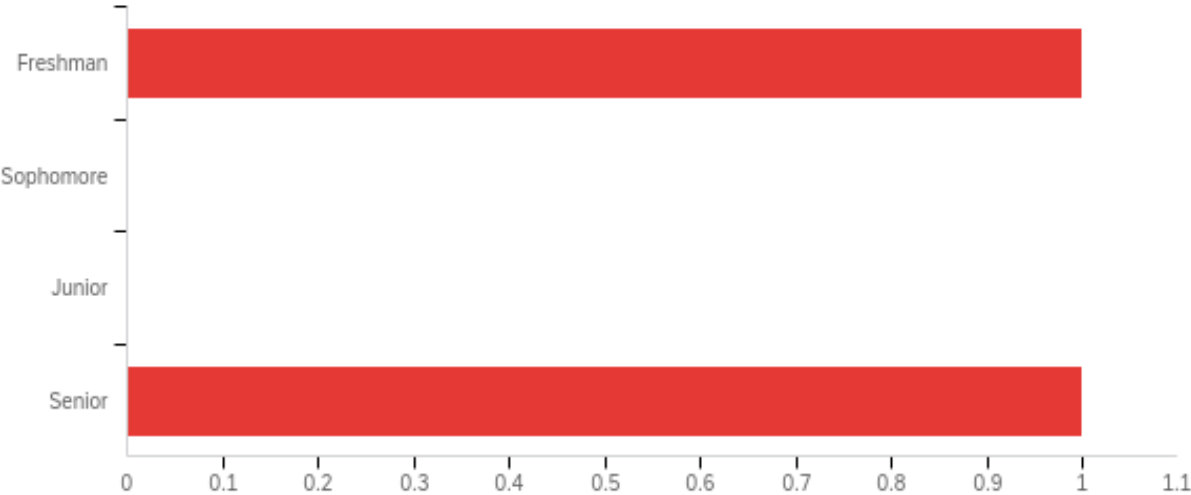
Q21 - Overall, I would recommend this instructor to another student.



#	Field	Minimum	Maximum	Mean	Std Deviation	Variance	Count
1	Overall, I would recommend this instructor to another student.	5.00	5.00	5.00	0.00	0.00	2

#	Answer	%	Count
1	Strongly disagree	0.00%	0
2	Disagree	0.00%	0
3	Neither agree nor disagree	0.00%	0
4	Agree	0.00%	0
5	Strongly agree	100.00%	2
	Total	100%	2

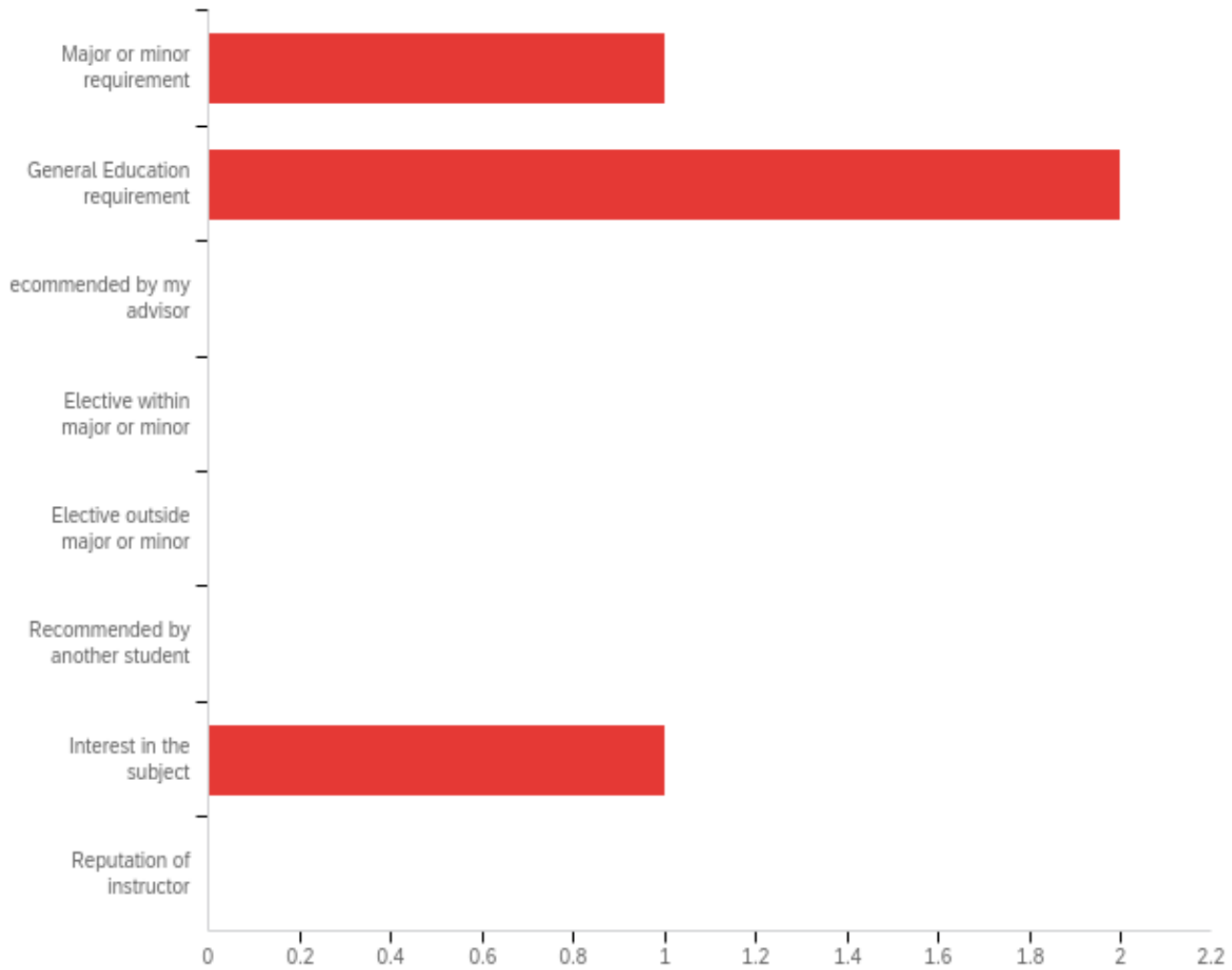
Q22 - Optional Background Information: Your class:



#	Field	Minimum	Maximum	Mean	Std Deviation	Variance	Count
1	Optional Background Information: Your class:	1.00	4.00	2.50	1.50	2.25	2

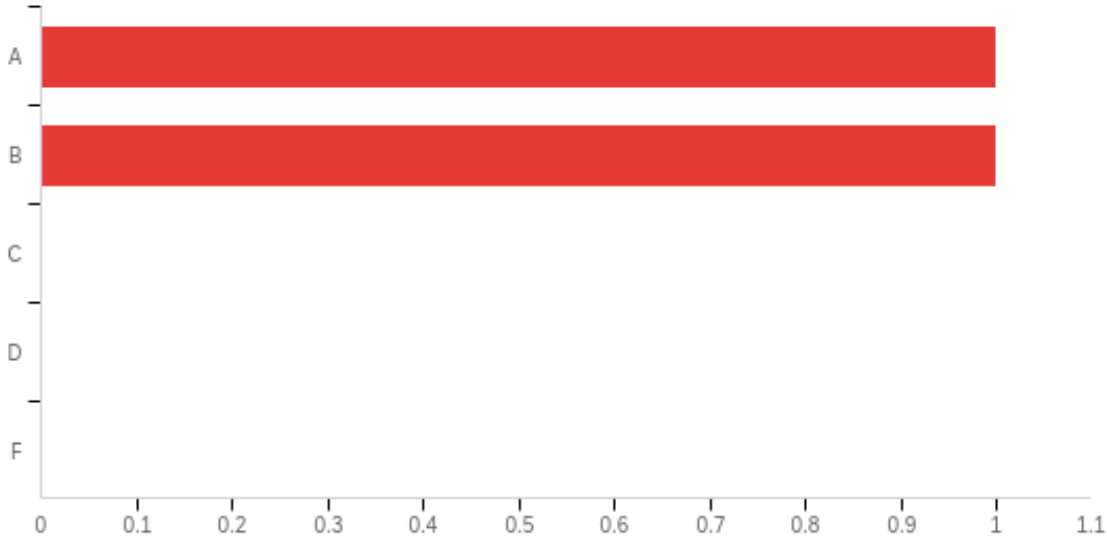
#	Answer	%	Count
1	Freshman	50.00%	1
2	Sophomore	0.00%	0
3	Junior	0.00%	0
4	Senior	50.00%	1
	Total	100%	2

Q23 - Your reason for taking this course (check all that apply):



#	Answer	%	Count
1	Major or minor requirement	25.00%	1
2	General Education requirement	50.00%	2
3	Recommended by my advisor	0.00%	0
4	Elective within major or minor	0.00%	0
5	Elective outside major or minor	0.00%	0
6	Recommended by another student	0.00%	0
7	Interest in the subject	25.00%	1
8	Reputation of instructor	0.00%	0
	Total	100%	4

Q24 - Your expected grade:



#	Field	Minimum	Maximum	Mean	Std Deviation	Variance	Count
1	Your expected grade:	1.00	2.00	1.50	0.50	0.25	2

#	Answer	%	Count
1	A	50.00%	1
2	B	50.00%	1
3	C	0.00%	0
4	D	0.00%	0
5	F	0.00%	0
	Total	100%	2